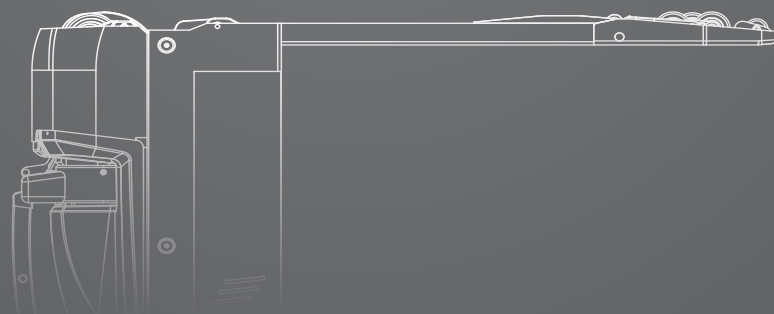
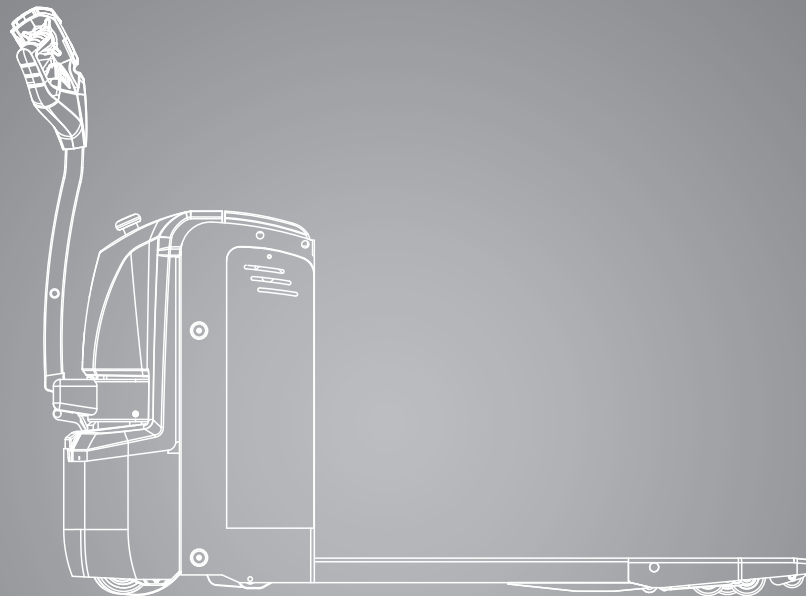


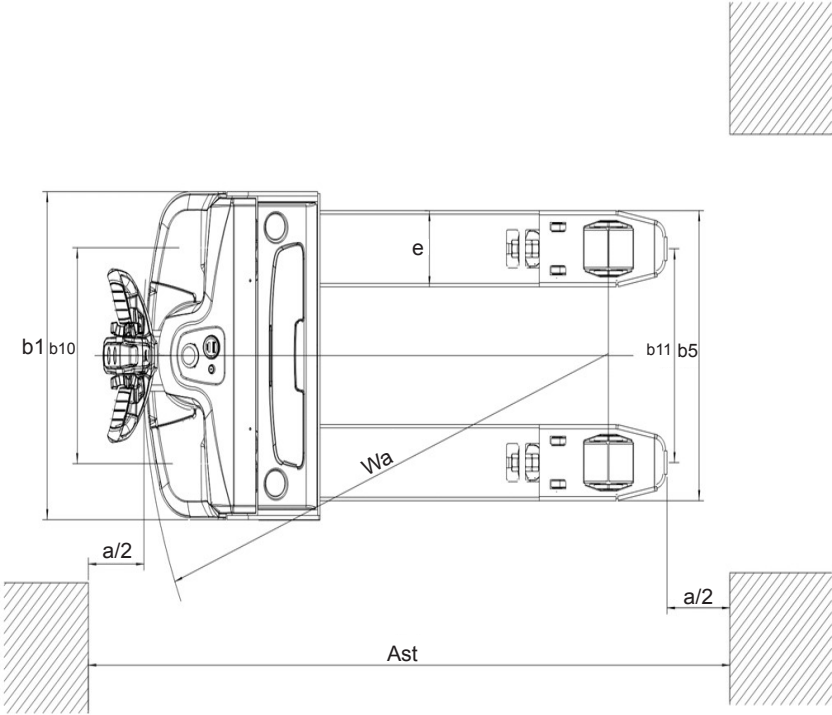
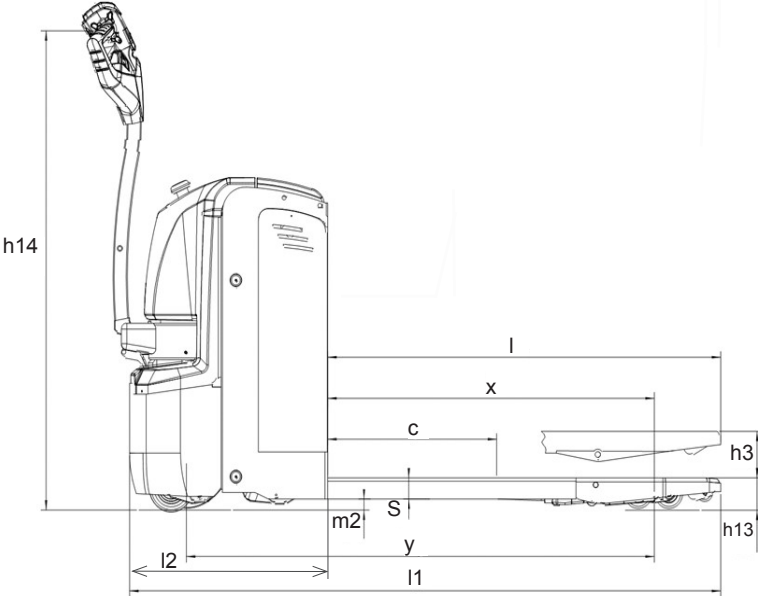
WEP20

Lithium-Ion Walkie Pallet Truck
2000 kg



DIMENSIONS

WEP20



For corresponding data see specification chart.

SPECIFICATIONS

Product specification acc. to VDI 2198

	1.1	Manufacturer (Abbreviation)	CLARK
Specification	1.2	Manufacturer's designation	WEP20
	1.3	Drive unit	Electric-24V
	1.4	Operator type stand on/driver seated	Pedestrian
	1.5	Load capacity/rated load	Q (kg) 2000
	1.6	Load centre distance	c (mm) 600
	1.8	Load distance, centre of drive axle to fork face	x (mm) 965
	1.9	Wheelbase	y (mm) 1359
Weight	2.1	Service weight	kg 502
	2.2	Axle loading, laden front/rear	kg 987 / 1515
	2.3	Axle loading, unladen front/rear	kg 392 / 110
Tyres, Chassis	3.1	Tyres	Polyurethane
	3.2	Tyre size, front	Ø 250 x 70
	3.3	Tyre size, rear	Ø 82 x 126
	3.4	Additional wheels	Ø127 x 57
	3.5	Wheels, number front/rear (x = drive wheels)	1x+2/2 (4)
	3.6	Tread, front	b ₁₀ (mm) 510
	3.7	Tread, rear	b ₁₁ (mm) 370
Dimensions	4.4	Lift height	h ₃ (mm) 120
	4.9	Height drawbar in driving position min./max.	h ₁₄ (mm) 530 / 1230
	4.15	Lowered fork height	h ₁₃ (mm) 82
	4.19	Overall length	l ₁ (mm) 1705
	4.20	Length to face of forks	l ₂ (mm) 555
	4.21	Width	b ₁ (mm) 775
	4.22	Fork dimensions	s*e*I (mm) 54*180*1150
	4.25	Gabelaußenabstand	b ₅ (mm) 550
	4.32	Ground clearance centre of wheelbase	m ₂ (mm) 28
	4.34.1	Stacking aisle for pallets (l6 · b12) 1000 x 1200 across	Ast (mm) 2320
	4.34.2	Stacking aisle for pallets (l6 · b12) 800 x 1200 along	Ast (mm) 2180
4.35	Turning radius	Wa (mm) 1520	
Performance	5.1	Travel speed laden/unladen	km/h 5.8 / 6.0
	5.2	Lift speed laden/unladen	m/s 0.05 / 0.06
	5.3	Lowering speed laden/unladen	m/s 0.08 / 0.07
	5.8	max. gradeability laden/unladen (S2 5 min.) *1	% 8 / 20
	5.10	Service brake	electro magnetic
Drive line	6.1	Drive motor output (S2 60 Min.)	kW 1.2
	6.2	Lift motor output S3 15 %	kW 1.2
	6.4	Battery voltage, nominal capacity K5	V/Ah 24 / 150
Misc.	8.4	Sound level, driver's ear DIN/EN 12053	dB (A) 70

*1 At friction coefficient $\mu=0.6$ with 1.6 km/h

All values shown are for standard lift truck with standard equipment. If the truck is supplied with options, values may change. The specifications apply under normal operating conditions. All values given may vary + 5 % and - 10 % due the motor and system tolerances and represent nominal values obtained under typical operating conditions. CLARK reserves the right to change products and specifications without prior notice.

EQUIPMENT EXTRAS

	Equipment feature	WEP20
General	Robust steel frame construction	•
	Robust lift mechanism	•
	Adjustable push rods	•
	Electric driving, lifting and lowering	•
	Battery discharge indicator with colour display	•
Dimensions	Width across forks: 550 mm	•
	Width across forks: 685 mm	x
	Fork length: 1150 mm	•
	Fork lengths: 800/900/1100/1220/1600/1800/2400 mm	x
	Single fork rollers (Ø 82 mm x 126 mm)	•
	Tandem fork rollers (Ø 82 mm x 98 mm)	x
	Rubber drive roller (250 x 70 mm)	x
Battery and Charging Technology	Battery 24 V / 150 Ah (Li-Ion) Charger 24 V / 50 Ah	•
	Battery 24 V / 230 Ah (Li-Ion) Charger 24 V / 100 Ah	x
	Additional exchange batteries or chargers	x
Safety and Operation	Side support rollers	•
	Activation via key switch	•
	Activation via PIN code	x
	Climbing rollers / guide rollers	x
	A4 document holder	x
	Stretch film roll holder	x
	Warning light (orange)	x
	USB charging port	•
	Load backrest (1220 mm / 48")	x
	Load backrest (1525 mm / 60")	x

• = Standard equipment; x = Option

FEATURES & ADVANTAGES

WEP20

Powerful and safe

- For demanding applications in pedestrian operation
- Two lift cylinders for stable load distribution
- Wide forks for high stability
- Side support rollers as standard

Operation

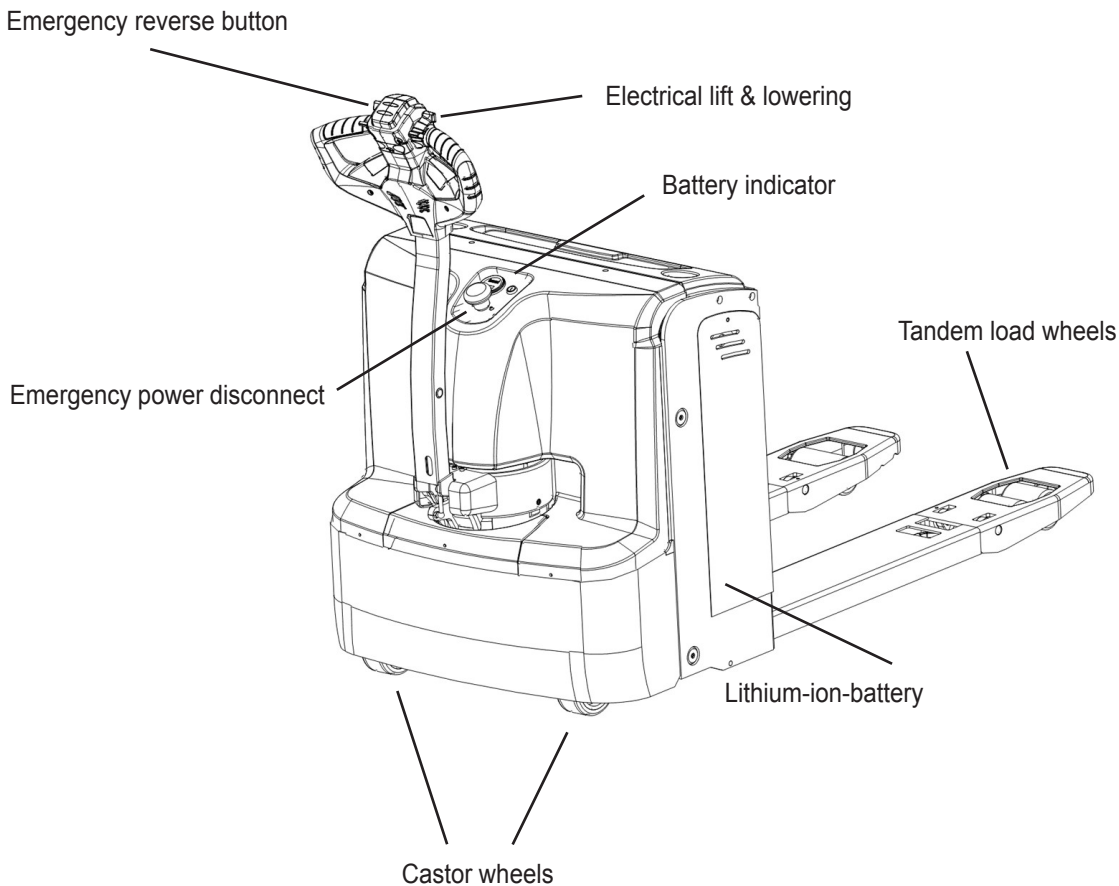
- High availability through Li-ion technology
- Very good gradeability
- Precise driving control for accurate positioning
- Optional load backrest
- Wide choice of fork lengths up to 2400 mm
- Wide range of accessories available

Operator-friendly

- Colour display on the bonnet
- Two cup holders and storage compartment
- Suitable for left- and right-handed users
- Ergonomically positioned controls
- Optional PIN code activation
- USB charging port as standard

Maintenance-friendly

- Adjustable support roller suspension
- Adjustable push rods
- Easy access to service components



WEP20

WEP20 - Versatile and powerful

The WEP20 is a powerful and manoeuvrable low lift pallet truck for demanding applications in pedestrian operation. The truck is equipped with a lithium-ion battery (24 V / 150 Ah) as standard. Two lift cylinders support even load distribution and a stable lifting process.

The WEP20 is particularly suitable for transporting heavy loads in goods distribution, production and warehouse logistics. The wide forks provide additional stability when handling large-volume or heavy loads. Very good gradeability supports operation on ramps or uneven surfaces.

Thanks to its compact design, the truck can be manoeuvred precisely in confined areas. Robust construction and high-quality drive technology support a long service life and reliable daily performance.

Easy Maintenance

The WEP20 features a low-maintenance design. Key components are easy to access, supporting quick daily checks and service work. A robust lift mechanism supports even lifting and helps reduce mechanical wear. The drive motor is positioned to provide protection from dirt, moisture and damage.

The WEP20 also features adjustable push rods. This allows the lift range to be set up for the application and lift synchronisation to be restored precisely without replacing both push rods. This reduces maintenance effort and supports lower service costs over the truck's service life.

Operator-friendly

The WEP20 is designed for efficient work in demanding conditions. The ergonomic tiller arm combines key control functions such as driving, lifting, lowering and emergency stop in a clearly laid out control area.

An integrated colour display on the bonnet provides clear information on battery status and truck condition. Two cup holders and a generous storage compartment above the battery compartment provide practical storage space.

The truck is equipped with side support rollers as standard for stability and smooth driving behaviour. The support rollers feature adjustable suspension, allowing the truck to be set up for changing operating conditions.

Optional equipment includes a load backrest, PIN code activation, a rubber drive roller for improved traction on wet floors, climbing rollers at the fork tips, an A4 document holder, a stretch film roll holder and a warning light. A USB charging port for mobile devices is integrated as standard.

Li-ion Technology

The WEP20 is equipped with a lithium-ion battery for long operating times and reliable performance. The battery is maintenance-free and can be opportunity charged at any time without reducing service life.

The external charger supports fast and flexible charging.

Dealer:

CLARK Europe GmbH
Dr.-Alfred-Herrhausen-Allee 33
47228 Duisburg / Germany
Tel.: +49 (0)2065 499 13-0
Fax: +49 (0)2065 499 13-290
E-Mail: Info-europe@clarkmheu.com
www.clarkmheu.com